

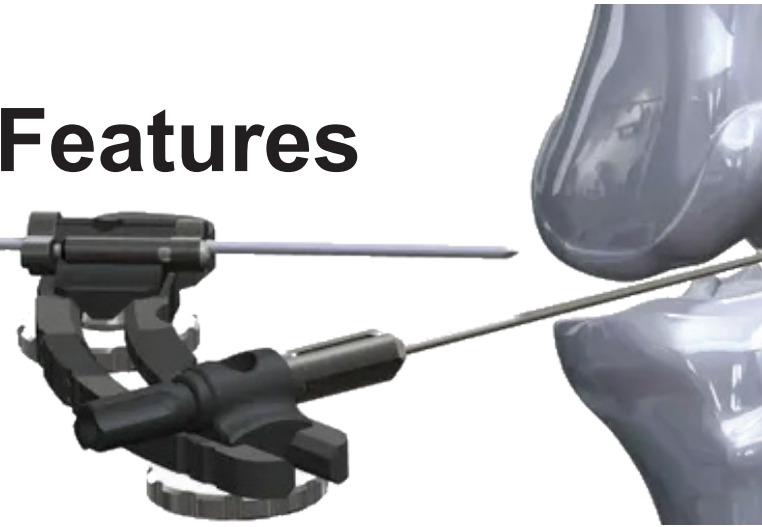
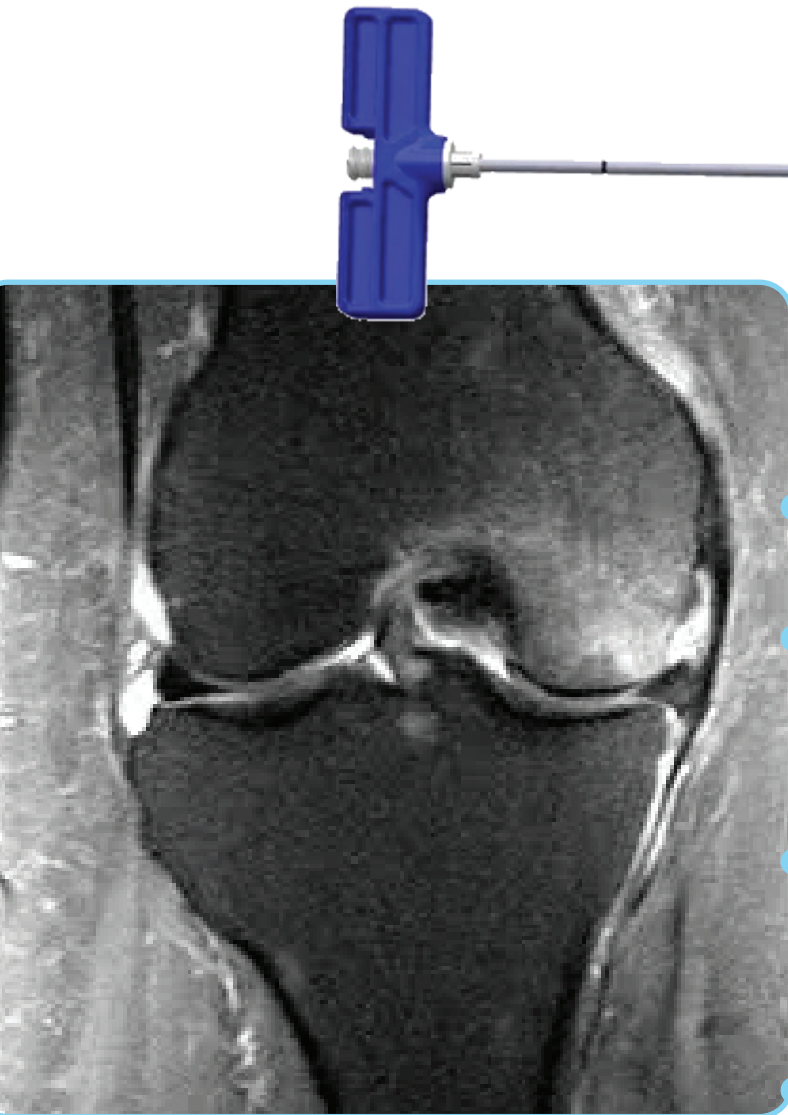


PanPlasty®


Knee System

Novel Procedure and Instrumentation
for Intraosseous Lesions

Features




- Precision Treatment of Intraosseous lesions
- Custom Translation: Precision localization of the lesion using customized translational setting on the PanPlasty Instrument Guide
- Procedure offers ability to use fluoroscopy as confirmation only saving time while providing precise treatment
- Two Options for Localizing Probes



Spike Probe

Localization using spike probe for exposed subchondral bone



Ring Probe

Localization and delicate handling of articular surfaces



PanPlasty®

Knee System

Novel Procedure and Instrumentation
for Intraosseous Lesions


Custom Trocar for Precise Delivery of Biomaterials

Option 01



End Delivery

Option 02



Side Delivery

Unique Features

- Integrates with PanPlasty Knee Instrument System
 - Swivel Lock
 - Provides stability during drilling
 - Easy removal prior to injection of biomaterials of choice

Catalog #	Description
901-100	PanPlasty ® Knee Durable Instrument, non-sterile
RIN-11-196-CT	PanPlasty ® Trocar, side delivery, sterile
RIN-11-196-OT	PanPlasty ® Trocar, end delivery, sterile

02

PanOrthopaedics, Inc.



1776 Heritage Center Drive, Suite 204
Wake Forest, NC 27587



Tel: 919-502-1320

www.panorthopaedics.com